

TECHNICAL DATA for ProGlove MARK 2 System: SCANNER MARK 2 (Standard Range, Mid Range); ACCESS POINT One S, CHARGING STATION S

SCOPE OF APPLICATION

Application of the ProGlove system in industrial field, such as production, assembly, logistics. Please contact the manufacturer for other application areas

TECHNICAL SPECIFICATIONS

WIRELESS COMMUNICATION

SUB-1-GHz

FREQUENCY RANGE	EU: 863-870 MHz on 70 channels (100 kHz channel spacing) NA: 902-928 MHz on 30 channels (752 kHz channel spacing)
TRANSMISSION POWER	≤ 9dBm
ENCRYPTION	AES-128
TRANSMISSION RANGE	Free field: >60m (196ft) ** Indoor: 15-30m (49 – 98ft) ** **may decrease in industrial environments (e.g. due to walls, metal shelving, machines)

This product supports AFA (Adaptive Frequency Agility) with LBT (Listen Before Talk): automatic switch to unoccupied frequencies in order to avoid collisions and to ensure secure data transmission.

BLUETOOTH LOW ENERGY

SUPPORTED BLUETOOTH VERSIONS	Bluetooth Low Energy 4.0, 4.1, 4.2, 5.0, 5.1
TRANSMISSION POWER	≤ 5dBm
ENCRYPTION	AES-128
TRANSMISSION RANGE	Line-of-sight: 10m (33ft) ** **may decrease in industrial environments (e.g. due to walls, metal shelving, machines)
PROTOCOL	BLE HID over GATT

BARCODE DECODING PROPERTIES

1D	All common 1D
2D	PDF417, MicroPDF417, Data matrix, QR Code, Micro QR Code, Aztec, RSS, Composite, TLC-39, MaxiCode
POSTAL	US PostNet, US Planet, UK Postal, Australia Postal, Japan, Postal, Dutch Postal (KIX)

TECHNICAL DATA for ProGlove MARK 2 System: SCANNER MARK 2 (Standard Range, Mid Range); ACCESS POINT One S, CHARGING STATION S

ELECTRICAL PROPERTIES

BATTERY TYPE	Lithium polymer (rechargeable)
CHARGING DURATION	2 hours via power supply: NA: SAW-06D-050-1200GB EU: SYS1561-1105
OPERATING DURATION / SCANS	up to 6000 scans depending on application and environmental conditions
POWER SUPPLY CHARGING STATION	5 VDC (1.2A) via power supply: NA: SAW-06D-050-1200GB EU: SYS1561-1105
POWER SUPPLY ACCESS POINT VIA USB	5 VDC (0.5A) via host computer
POWER SUPPLY ACCESS POINT VIA RS232	12 VDC (1A) via power supply PG12-10P55

ENVIRONMENTAL CONDITIONS

DROP RESISTANCE	Scanner: Resists > 100 drops from 2m (6.5ft) onto concrete
PROTECTION AGAINST DUST AND WATER	Scanner: IP54 Access Point: IP22 Charging station: IP20
TEMPERATURE:	Operation: -5 - 50 °C (23 – 122°F) Storage: -20 - 60 °C (-4 – 140°F) Rel. air humidity: 95% (non-condensing)

TECHNICAL DATA for ProGlove MARK 2 System: SCANNER MARK 2 (Standard Range, Mid Range); ACCESS POINT One S, CHARGING STATION S

INTERFACES

ACCESS POINT	USB CDC / RS-232, 9600, 19200, 38400, 57600, 115.200 baud USB HID (keyboard input on host), layouts: <ul style="list-style-type: none">• Croatian• Czech• Danish• English (GB)• English (US)• French (Belgium)• French (Canada)• French (France)• Finnish• German (Germany)• German (Switzerland)• Hungarian• Icelandic• Irish• Italian• Norwegian• Polish• Portuguese (Brazil)• Portuguese (Portugal)• Romanian• Slovakian• Slovenian• Spanish• Swedish• Turkish
BLE HID	<ul style="list-style-type: none">• Croatian• Czech• English (GB)• English (US)• French (Belgium)• French (Canada)• French (France)• German (Germany)• German (Switzerland)• Italian• Portuguese (Brazil)• Portuguese (Portugal)• Slovakian• Slovenian• Spanish

TECHNICAL DATA for ProGlove MARK 2 System: SCANNER MARK 2 (Standard Range, Mid Range); ACCESS POINT One S, CHARGING STATION S

MECHANICAL PROPERTIES

DIMENSIONS	Scanner: 50 x 45 x 16 mm (1.97 x 1.77 x 0.63 in) Access Point: 138 x 64 x 33 mm (5.43 x 2.52 x 1.30 in) Charging station: 140 x 56 x 19 mm (5.51 x 2.20 x 0.75 in)
WEIGHT	Scanner: 40 g (1.41 oz) Access Point: < 100 g (3.53 oz) (without cable) Charging Station: 110 g (3.88 oz)

SCANNER PROPERTIES





READING FIELD OF VIEW	standard range: horizontal: 48°, vertical: 36.7° mid range: horizontal: 31°, vertical: 23°
SKEW, PITCH & ROLL	Skew tolerance: ±60° Pitch tolerance: ±60° Roll tolerance: 360°
AMBIENT LIGHT	Maximum of 96,900 lux (direct sunlight)
AIMER	650nm, 1mW

DECODER RANGES

The smallest symbol in the barcode ((the mil-inch (mm) number indicates the size of the smallest function in the barcode)	Possible distance between user and barcode
standard range	
3 mil code 39	2.8 in./7.1 cm to 6.2 in./15.8 cm
5 mil code 128	2.3 in./5.8 cm to 8.7 in./22.1 cm
5 mil PDF417	3.0 in./7.6 cm to 8.1 in./20.6 cm
10 mil DataMatix	2.4 in./6.1 cm to 10.6 in./26.9 cm
100% UPCA	1.6 in./4.1 cm to 23.0 in./58.4 cm
20 mil code 39	1.6 in./4.1 cm to 36.3 in./92.2 cm
mid range	
5 mil (0.127 mm) code 128	7.4 in./18.8 cm to 16.0 in./40.6 cm
5 mil (0.127 mm) PDF417	8.1 in./20.6 cm to 13.1 in./33.3 cm
10 mil (0.254 mm) DataMatrix Example: A 10 mil DataMatrix symbol, which can carry 25 alphanumeric characters, has a size of 4.57 mm * 4.57 mm	7.0 in./17.8 cm to 17.0 in./43.2 cm
100% UPCA	2.3 in./5.8 cm to 38.0 in./96.5 cm
20 mil (0.508 mm) code 39	2.1 in./5.3 cm to 54.0 in./137.2 cm
100 mil (2.54 mm) code 39	11.0 in./ 27.9 cm to 172.0 in./ 436.9 cm

TECHNICAL DATA for ProGlove MARK 2 System: SCANNER MARK 2 (Standard Range, Mid Range); ACCESS POINT One S, CHARGING STATION S

CERTIFICATION AND DETAILS - Access point, scanner and charging station

SYMBOLS	   
APPLICABLE DIRECTIVES	<p>EU: 2014/53/EU Radio Equipment Directive (RED) 2011/65/EU Restriction of Hazardous Substances (RoHS)</p> <p>NA: FCC ID: 2AOJL-MARK-2 IC: 23450-MARK2</p>
HARMONIZED PRODUCT STANDARDS	<p>EU: EN 300 220-2 V3.1.1:2017 EN 300 328 V2.1.1:2017 EN 301 489-1 V1.9.2:2016 EN 301 489-17 V3.1.1:2016 EN 301 489-3 V2.1.1:2017 EN 50566:2017 EN 60950-1: 2006 / A11: 2009 / A1:2010 / A12: 2011 / A2:2013</p>
INTERNATIONAL PRODUCT STANDARDS	IEC CB 60950
LED CLASSIFICATION	<p>standard range: Excluded risk group LED product according to IEC/EN 62471</p> <p>mid range: According to EN60825-1:2014 and IEC 60825-1 (Ed. 3.0) Laser class 2 device.</p>
COMPLIANCE WITH ENVIRONMENTAL REGULATIONS:	Complies with EU-RoHS